

**TORO®**

# LAWN & GARDEN RANGE 2015

Hand Held / Walk Mowers / Tractors / Zero-Turn



## RESIDENTIAL EQUIPMENT







## EXPERTS IN TURF CARE

*Join the ranks of satisfied customers around the globe –  
make Toro the preferred name at your home.*

On golf courses, parks, municipalities, sports fields and individual lawns around the world, our commitment to providing innovative, high quality products and systems to maintain turf has become legendary. from baseball diamonds in Toro's U.S. homeland, and Professional Football pitches around the world, to St. Andrews and Wimbledon, Toro mowers are used to maintain some of the most prestigious grassed areas in the world. This passion and experience also led us to develop high quality equipment for home use, with products that make tending your garden as simple and effortless as possible – so you can spend more of your time enjoying its beauty.



Gleneagles, Scotland



Mercedes-Benz Arena, Stuttgart

**Trusted by Professionals and Homeowners around the Globe**

Learn more at Toro's History,  
Watch the video





## INNOVATION

With well over 1500 patents related to turf maintenance, innovation is at the heart of Toro's success. Continued investment in R&D and new technologies make Toro the preferred choice to all.



## CUSTOMER CARE

Our global network of dealers and distributors is here to provide the best support to keep your equipment in peak condition. Visit [toro.com](https://www.toro.com) to locate your nearest Toro dealer.



## LEGACY OF EXCELLENCE

Since 1919, The Toro Company has built, tested and led innovative solutions to care for your turf. Today, Toro continues to lead by focusing on creating high performance, environmentally friendly solutions to help our customers around the world preserve the beauty, productivity and sustainability of the land.



Learn more at  
[Toro.com](https://www.toro.com)



## TORO® TECHNOLOGY & KEY FEATURES

Toro's innovation provides you with ease of use features that make it easier and more convenient to mow, save you time, and ensure your safety. Our product features enhance mowing performance and ensure product durability.

### 3 SPEED (3S)

The mower has three fixed settings for optimum speed and for best collection or recycling performance.

### BLADE BRAKE CLUTCH (BBC)

The clutch stops the cutterblade but enables the engine to continue running, while emptying the grass bag or travelling over non-grassed areas. Preventing re-starts, and saving you time.

### OPERATOR PRESENCE CONTROL

This safety lever, when released, stops the engine and cutterblade completely (Cutterblade only on BBC models).

### ELECTRIC START (ES)

Electric key start gives effortless engine starting on the turn of a key.

### RECYCLE-ON-DEMAND (ROD)

Recycle-on-Demand gives you the ability to switch between Recycle and collect with an easy to use lever.

### GRASS/LEAF COLLECTION

To collect leaves, simply raise the mower to the highest setting above your grass to shred and collect.

### OHV/OHC ENGINES

Lighter, quieter engines with reduced emissions. The full engine lubrication system reduces wear for a longer lasting engine.

### WHEEL BEARINGS

Ball bearing wheels offer durability and ensure smooth mower operation.

### TRACTION ASSIST HANDLE

Makes it easier to navigate hilly terrain.

### HEIGHT ADJUSTABLE HANDLEBAR

Handlebar can be easily adjusted to different heights to suit the operator.

### QUICK STORAGE HANDLEBAR

Release the lever to stow the handlebar in the upright lock position. The grass bag can be stored on the handlebar, saving space and allowing the grass bag to dry effectively.

### EASY FOLDING HANDLEBARS

Handlebars fold for easy transport and compact storage.

### AUTOMATIC DRIVE SYSTEM (ADS)

This intelligent drive-technology allows you to work at your own pace - the mower is self propelled but automatically moves as quickly or as slowly as you do, continually adapting to your chosen walking speed, even on slopes.

### HEIGHT OF CUT

This can be 1, 2 or 4 individual levers to cut your grass to the desired height.

### WASHOUT PORT

Connect a hose to the port to easily clean grass cuttings from under the deck. This prevents grass build up, and provides better performance.



Shown on the TimeMaster™ 76cm Dual Blade, see pages 22–23

Not all features shown are available on all products. See specific product pages for more details.





## WHY RECYCLING:

### 1. BENEFICIAL TO YOUR TURF

With Toro's recycler technology nutrient-rich clippings are returned to the soil where they quickly decompose and feed the roots for a healthy, lush garden.

### 2. ENVIRONMENTALLY FRIENDLY

Without the need to remove clippings there is no need for disposal bags, and you help the environment through eliminating transportation costs and landfill use.

### 3. TIME SAVING

Spend less time emptying grassbags with Toro's recycling technology. Because the finely chopped clippings are returned to the soil, there are no bags to empty. Simply adjust to recycler mode to make quick work of mowing any garden.

## HOW DOES RECYCLING WORK?\*



### BLADE TECHNOLOGY

Grass is cut and lifted up by Toro's high-lift blades. These blades create a powerful updraft that lifts the grass for a clean, even cut. The blade also keeps the clippings airborne to ensure they are thoroughly processed.



### CUTTING CHAMBER

The unique shape of the cutting chamber is optimised for each product to ensure the best recycling performance. Tests are performed for each product, to optimise grass clipping circulation and recycling.



### KICKERS

Strategically placed kickers in the cutting chamber divert the clippings back into the blade for additional cutting. The grass clippings are small enough to be useful to your lawn as nutrients and *will not add thatch to the turf.*



### ACCELERATOR

After clippings have been thoroughly processed, accelerators create an outward force to push clippings down to the turf. This ensures the clippings filter through the grass plants and leave no after-cut residue. In the end, valuable nutrients and moisture are returned to the turf.



## MYTH BUSTED.

Recycling does not create thatch.



Learn more about Recycling at  
[Toro.com/RECYCLING](https://Toro.com/RECYCLING)

\*Each model uses specific combinations of some or all of these elements.



**NEW!**

## NEW PRODUCTS

### ULTRA & ULTRAPLUS BLOWER VACS

Powerful performance combined with industry-leading ease of use features make our new line of Ultra Blower Vacs powerful - Up to 402 km/h - with three machines in one - blower, vacuum and mulcher.

**FOR MORE INFORMATION  
SEE PAGES 10-11**



*UltraPlus includes NEW Shredz-All™ Shred Ring for improved collection.*

### 53CM RECYCLERS

These three new recycler mowers are easy to handle and provide excellent collection. With three units to choose from, there is one to fit most garden varieties. Available in high wheel hand push, variable speed and electric start models.

**FOR MORE INFORMATION  
SEE PAGES 16-17**



### 55CM SMARTSTOW® RECYCLER

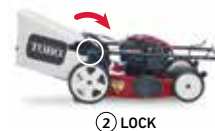
The breakthrough Mow 'n' Stow™ engine technology by Briggs & Stratton® allows this 55cm Recycler to be stored vertically after every use with no petrol or oil leaks.

**FOR MORE INFORMATION  
SEE PAGES 18-19**



—TAKES UP TO—  
**70%**  
**LESS SPACE**  
IN YOUR GARAGE

\*Space savings are in relation to the space consumed by a Toro 55cm Walk-Power Mower that is stored with the handle in the standard operating position.



Learn more at  
**ToroNEW.com/SMARTSTOW**



NEW PRODUCTS

NEW!

### ALL WHEEL DRIVE RECYCLER WITH AUTOMATIC DRIVE

Tackle tough hills and slopes featuring AutoMatic Drive with traction assist and dual variable transmissions. Maintain superior quality of cut with easy handling, control and Toro's proven durability and reliability.

**FOR MORE INFORMATION  
SEE PAGES 20-21**

Learn more at  
[ToroNEW.com/AWD](http://ToroNEW.com/AWD)



#### **AUTOMATIC DRIVE WITH TRACTION ASSIST**

All four wheels move together for better traction in soft, wet conditions as well as hilly and rough terrain.



#### **RECYCLE ON DEMAND**

Change from bagging, recycling, or side discharge.



#### **RUGGED DESIGN**

New, rugged wheels allow for better traction in combination with the AWD system.





**NEW!**

**NEW PRODUCTS**



Learn more at  
[ToroNEW.com/TIMECUTTER](https://www.toro.com/NEW.com/TIMECUTTER)



### TIMECUTTER TRACTOR

All the advantages of a zero turn mower, but with a steering wheel and steerable front casters. Perfect for those looking for the time savings of a zero turn mower, but prefer a steering wheel to levers. Great performance on hills and sloped properties.

#### Features to look for:

- Steering Wheel
- SmartPark™ braking system
- NEW 708cc Toro-only V-twin Engine
- Self-cleaning air box
- Tilting steering column
- New thicker frame & deck
- Narrow and wide frame options
- KeyChoice safety feature

**FOR MORE INFORMATION  
SEE PAGES 36–37**





**TITAN ZX**

The more property you have, the more mower you need. That's where the TITAN delivers. This heavy-duty series is packed with commercial-grade features for pure mowing muscle. But it's also designed with property owners in mind, so it's user-friendly, smooth and comfortable.

Features to look for:

- Easy Cleaning and maintenance
- Quick Deck Removal
- No Greasing
- Simple Deck Washout

**GENTLE ON TURF**

New larger rear tyres (56cm) provide ample traction and a smooth ride on rough terrain without tearing up your garden.

**ULTRA-TOUGH DECK**

The heavy-duty, floating, fully welded steel deck has a bull-nose front bumper for added durability.

**ROCK-SOLID FRAME**

The tough 1.5" x 3" fully tubular frame has seamless sides and no welded joints for extra strength. It's backed by a lifetime guarantee.

**FOR MORE INFORMATION  
SEE PAGES 40–41**





**NEW!**

## ELECTRIC BLOWER/VACS



### NEW LARGER METAL IMPELLER

This serrated metal impeller on the Ultra reduces 88% of mulched debris to less than 1¼ cm and the UltraPlus will reduce 97% of debris to less than 1¼ cm (*see Shredz-All Shred Ring*), allowing you to use less disposal bags.



### VARIABLE SPEED CONTROL

Match the air-speed to the task in both blower and vac mode for optimum performance.



### SHREDZ-ALL™ SHRED RING

Time savings by reducing debris by 88-97% and reducing the number of leaf bags. (*UltraPlus only*) The bottom zip bag makes emptying quick and easy.

## KEEP YOUR GARDEN LOOKING GREAT AND GET THE JOB DONE FASTER, WITH LESS WASTE

The new Ultra and UltraPlus electric blower/vacs are 3 machines in 1; a powerful blower, high speed vacuum and leaf shredder. The blower/vacs also feature an easy, no-tool conversion and easy storage in the bag.



MODEL	51581	51558
	Ultra	UltraPlus
MAXIMUM AIR SPEED	up to 402 km/h	up to 402 km/h
SPEED CONTROL	Variable	Variable
LOW AIR SPEED	161 km/h	161 km/h
MOTOR	12,0 Amps	12,0 Amps
AIR VOLUME (BLOWER MODE)	9,91 m³/min	9,91 m³/min
AIR VOLUME (VACUUM MODE)	11,6 m³/min	11,6 m³/min
AIR HORSE POWER	0,7	0,7
LEAF REDUCTION	88% to 1¼ cm	97% to 1¼ cm
WEIGHT	3,8 kg	4,0 kg
CORD STORAGE HOOK	Standard	Standard
SHREDZ-ALL SHRED RING	–	▶ Standard
OSCILLATING NOZZLE	–	▶ Standard
PRICE		



## MULTIPLE TUBES FOR SPECIALIZED USES



**MAIN TUBE**  
Moves debris away from house, shrubs, etc.



**POWER INSERT**  
Moves debris into wind rows and creates piles



**CONCENTRATOR**  
Moves debris out of cracks, edging and moves stubborn leaves

**OSCILLATING NOZZLE**  
Reduce time and fatigue when clearing hard surfaces, and clear a wider path.



**IMPROVED CORD MANAGEMENT**  
Built-in cord lock and cord storage hook included.



Learn more at  
[ToroNEW.com/BLOWERS](https://ToroNEW.com/BLOWERS)



## ELECTRIC MOWERS

**CORD MANAGEMENT**  
Lock the cord into place to prevent it from disconnecting during use.

**ALUMINIUM SKELTON CHASSIS**  
Revolutionary lightweight aluminium skeleton chassis with tough high impact polymer construction.  
(21141 only)





#### 1-POINT HEIGHT OF CUT

Spring assisted single lever for quick and effortless height of cut adjustment.



#### PRESS & GO

Single button push and go with comfortable full width handlebar controls.



#### HIGH IMPACT ABS

You can use the mower as a Recycler® in rear discharge mode or rear collection mode.

## LIGHT, QUIET, POWERFUL AND SIMPLE TO USE

Toro® Electric Mowers are lighter than petrol models and have great manoeuvrability. They are a perfect solution for small gardens (up to 600m<sup>2</sup>).

The 41cm Electric has a 1500W long life induction motor, which provides a quiet smooth performance.



MODEL	21136	21141
	Electric Push	Electric Push
Cutting Width	36cm	41cm
Lawn Area	Small	Small
Motor	1400W	1500W
Deck Type	Polymer	Cast Aluminium Chassis with Polymer
Drive System	Push	Push
Height of Cut	13-60mm, 1-point	13-65mm, 1-point
Weight	19kg	21kg
Price		



# RECYCLER® MOWERS

**AUTOMATIC DRIVE SYSTEM**  
Matches your step and pace. When you speed up, the mower speeds up. When you slow down, the mower does too.

**ROBUST WHEELS**  
Large diameter wheels with rubber tyres and ball race bearings.

**RECYCLE-ON-DEMAND**  
Just a simple move of a lever changes the mower from grass collection to recycling mode.

Learn more about Recycling at  
[Toro.com/RECYCLING](https://www.toro.com/RECYCLING)



MODEL	21131	21132	20950	20952	29639	29645
	Push	FS	ADS, ROD	ADS, ES, ROD	FS	ADS
Cutting Width	41cm	41cm	48cm	48cm	50cm	50cm
Lawn Area	Small	Small	Medium	Medium	Medium	Medium
Engine	Briggs & Stratton® Series 575 Quantum 140cc	Briggs & Stratton Series 575 Quantum 140cc	Toro OHV 159cc	Toro OHC 159cc with Alternator	Toro OHV 159cc	Briggs & Stratton® Series 550 Quantum 140cc
Deck Type	Cast Aluminium Chassis w/ Polymer	Cast Aluminium Chassis w/ Polymer	Steel	Steel	Steel	Steel
Drive System	Push	Fixed	AutoMatic	AutoMatic	Fixed Speed	AutoMatic
Height of Cut	13-65mm 1-point	13-65mm 1-point	21-98mm 2-point	21-98mm 2-point	25-102mm 4-point	25-102mm 4-point
Weight	29kg	30kg	34kg	38.5kg	34kg	34kg
Price						





#### RECYCLER TECHNOLOGY

Front throw chamber and Atomic® blade lift, suspend and re-cut clippings into a fine mulch for a healthy, lush lawn.



#### 3-IN-1 VERSATILITY

You can use the mower as a Recycler® in either rear or side discharge mode and rear collection mode. (20955 only)



#### BLADE BRAKE CLUTCH (BBC)

The BBC stops the cutterblade but enables the engine to continue running, while emptying the bag or travelling over non-grassed areas. (20958 only)

## AT HOME IN ANY GARDEN

Toro Recycler mowers are a cut above your ordinary mulching mowers. The patented Recycler cutting system processes clippings up to 15 times before they are forced back into the turf where they decompose quickly and provide nutrients and moisture to the soil. Rear collection comes standard, for when conditions are not ideal for recycling (for example, at the start or end of the season, when the grass may be longer).



MODEL	20996	20999	20954	20955	20956	20958
	FS	ADS	VS	ADS	ADS, ES	ADS, BBC
Cutting Width	53cm	53cm	55cm	55cm	55cm	55cm
Lawn Area	Large	Large	Large	Large	Large	Large
Engine	Briggs & Stratton Series 675 Quantum 190cc	Honda® GCV OHC 160cc	Briggs & Stratton Series 675 Quantum 190cc	Briggs & Stratton Series 675 Quantum 190cc	Briggs & Stratton Series 675 Quantum 190cc	Briggs & Stratton Series 675 Quantum 190cc
Deck Type	Steel	Steel	Steel	Steel	Steel	Steel
Drive System	Fixed Speed	AutoMatic	Variable Speed	AutoMatic	AutoMatic	AutoMatic
Height of Cut	25–114mm 4-point	25–114mm 4-point	25–114mm 4-point	25–102mm 4-point	25–102mm 4-point	25–102mm 4-point
Weight	38kg	36kg	37kg	37kg	40kg	41kg
Price						



**NEW!**

**53CM RECYCLER®**

**ELECTRIC START**

No need to pull the recoil cord to start the engine. (29734 only)

**2-POINT HEIGHT-OF-CUT**

Easily change the height-of-cut with two quick adjustments.

**TRI-CUT CUTTING SYSTEM**

The lightweight deep deck and new design provide excellent recycling and a superior quality of cut.





### 3-IN-1 VERSATILITY

Use the mower as a Recycler®, side discharge or rear collection mode.



### DEEP DECK DEPTH AND DEVELOPED SCROLL DESIGN

New design improves suction for better recycling and bagging performance.



### LARGE, EASY EMPTY BAG

The large 70L easy empty bag lets you empty the bag less often, while making clipping disposal quick and easy.

## EASY TO HANDLE, GREAT COLLECTION

These new lightweight, easy to handle mowers are designed with a deeper deck and larger tunnel to enhance airflow for great bagging. And, like any Toro Recycler, you can also choose recycling or side discharge.



MODEL	29730	29732	29734
	Push - High Wheel	VS	VS, ES
Cutting Width	53cm	53cm	53cm
Lawn Area	Medium	Medium	Medium
Engine	Briggs & Stratton® Series 675 Quantum 190cc	Briggs & Stratton Series 675 Quantum 190cc	Briggs & Stratton Series 675 Quantum 190cc
Deck Type	Steel	Steel	Steel
Drive System	Push	Variable Speed	Variable Speed
Height of Cut	32–95mm 2-point	32–95mm 2-point	32–95mm 2-point
Weight	28kg	30kg	34kg
Price			



**NEW!**

**SMARTSTOW® RECYCLER**

**RECYCLER CUTTING SYSTEM**

Front throw chamber and Atomic® blade lift, suspend and re-cut clippings into a fine mulch for a healthy, lush lawn.

**SMARTSTOW**

Mower stores vertically, reducing the storage footprint needed by up to 70%\*.



Learn more at  
[ToroNEW.com/SMARTSTOW](https://www.toro.com/SMARTSTOW)





— TAKES UP TO —  
**70%**  
**LESS SPACE**  
**IN YOUR GARAGE**


#### EASY TO STORE, EASY TO MAINTAIN

SmartStow™ technology folds, locks and stores your mower vertically in three simple steps.

\*Space savings are in relation to the space consumed by a Toro 55cm Walk-Power Mower that is stored with the handle in the standard operating position.

## THE PERFECT FIT

The Toro® Recycler with SmartStow is a first-of-its-kind, space-saving mower, coupled with the proven durability, reliability and superior quality of cut of the Recycler Cutting System. Breakthrough Mow 'n' Stow™ engine technology by Briggs & Stratton® allows the mower to be stored vertically after every use without petrol or oil leaks. This reduces the storage footprint needed for your mower by up to 70%\*, and provides easier access for you to clean under the deck and service the blade.



MODEL	20959
	VS
Cutting Width	55cm
Lawn Area	Medium/Large
Engine	Briggs & Stratton Series 675 Quantum 190cc
Deck Type	Steel
Drive System	Variable Speed
Height of Cut	25–102mm 4-point
Weight	38kg
Price	



**NEW!**

**ALL-WHEEL DRIVE (AWD)**



**DUAL VARIABLE TRANSMISSIONS**

Deliver true independent variable engagement, resulting in smooth forward and reverse manoeuvring. Dual belt design also means lower replacement costs as you only have to replace the worn belt.





#### AUTOMATIC DRIVE WITH TRACTION ASSIST

Senses and smoothly adjusts to your preferred walking pace. All four wheels move together for better traction in soft, wet conditions as well as hilly and rough terrain, delivering the easiest to use AWD system.

#### RECYCLE ON DEMAND

Quickly switch from recycling to bagging with the flip of a lever. 25% better bag fill means you empty the bag less often.

#### RUGGED DESIGN

New, rugged wheels provide added traction in tough mowing conditions.

## TACKLE TOUGH HILLS & SLOPES

Toro's new all-wheel drive Recycler® takes the muscle out of mowing hills and other tough mowing conditions. Extra traction makes it easy to maneuver with less effort, while the AutoMatic Drive system and traction assist handle keep you mowing at a comfortable pace.

Learn more at  
[ToroNEW.com/AWD](https://ToroNEW.com/AWD)



MODEL	20960
Cutting Width	ADS, ROD
Lawn Area	55cm
Engine	Medium/Large
Deck Type	Briggs & Stratton® Series 675 Quantum 190cc
Drive System	Steel
Height of Cut	AutoMatic
Weight	25–102mm 4-point
Price	58kg



**BLADE BRAKE CLUTCH**

This stops both blades but enables the engine to continue running, while emptying the grass bag or travelling over non-grassed areas.

**TRACTION ASSIST**

Helps maintain constant speed more easily on challenging areas with uneven terrain.

**2-POINT HEIGHT OF CUT**

No hassle of walking around the mower to adjust 4 different levers.





#### DUAL-FORCE™ CUTTING SYSTEM

Chops clippings repeatedly into tiny bits and forces them back into the turf where they decompose quickly and provide nutrients and moisture to the soil.



#### AUTOMATIC DRIVE SYSTEM

This system automatically adjusts the mower's pace to your walking speed. For more challenging areas with uneven terrain, the Traction-Assist Handle helps control your speed.



#### QUICK STORAGE LEVER

Handle adjusts for easy compact storage and to insure a comfortable mowing experience for any operator.

## MOW UP TO 40% FASTER!

For homeowners with large gardens or grassed areas to mow, the Toro TimeMaster™ covers more ground in far less time. The sleek, lightweight body is surprisingly easy to manoeuvre, making it simple to circle trees or shrubs. The Dual-Force™ twin blade cutting system combined with Toro Atomic blades makes light work of grass cutting on a large scale. These blades quickly make light work of collection and recycle by cutting the grass into a super fine mulch. Providing a superior quality of cut and a healthy, rich lawn.



MODEL	20975	20977
	ADS, BBC	ADS, BBC, ES
Cutting Width	76cm	76cm
Lawn Area	Extra Large	Extra Large
Engine	Briggs & Stratton® Series 875 Quantum 190cc	Briggs & Stratton Series 875 Quantum 190cc
Deck Type	Steel	Steel
Drive System	AutoMatic with Traction Assist	AutoMatic with Traction Assist
Height of Cut	32–108mm 2-point	32–108mm 2-point
Weight	62	64
Price		



## SUPER RECYCLER MOWERS



### RECYCLE-ON-DEMAND

Just a simple move of a lever changes the mower from grass collection to recycling mode. (20836, 20837 only)



### SINGLE-POINT HEIGHT OF CUT

Select the desired height of cut in one easy move. (20836, 20837 only)



### QUICK STORAGE HANDLEBAR

When you are finished mowing, flip the blue levers to raise the handles for compact storage. (20836, 20837 only)

## TIME SAVINGS & EXCELLENT QUALITY FINISH

Super Recycler mowers are Toro's best residential recycling mowers. The durable cast aluminium cutting deck, combined with strategically placed kickers, provides the best quality of cut and mulching performance. They are built to last, with a full 5-year warranty for total peace of mind.



MODEL	20836	20837	20792	20797
	ADS, ROD	ADS, ROD	ADS	▶ ADS, ES
Cutting Width	48cm	48cm	▶ 53cm	53cm
Lawn Area	Medium	Medium	Medium/Large	Medium/Large
Engine	Toro OHV 159cc	Honda® GCV OHC 160cc	Briggs & Stratton Series 675 Quantum 190cc	Briggs & Stratton Series 675 Quantum 190cc
Deck Type	Aluminium	Aluminium	Aluminium	Aluminium
Drive System	AutoMatic	AutoMatic	AutoMatic	AutoMatic
Height of Cut	25–102mm 1-point	25–102mm 1-point	32–108mm 4-point	32–108mm 4-point
Weight	38kg	37kg	38kg	42kg
Price				





**AUTOMATIC DRIVE**

Senses and smoothly adjusts to your preferred walking pace.

**SUPER RECYCLER CUTTING SYSTEM**

The blade, deck and bagging system work together to deliver excellent mulching or bagging performance for a healthy, lush-looking lawn.

**DURABLE ALUMINIUM DECK**

The die-cast deck is lightweight and corrosion resistant. Precision casting also produces outstanding quality of cut for improved performance.



## SUPER BAGGER MOWERS

### TORO OHV ENGINE

Quieter engine with reduced emissions and vibration.

### AUTOMATIC DRIVE

Senses and smoothly adjusts to your preferred walking pace.





#### BLADE BRAKE CLUTCH (BBC)

This stops the blade but enables the engine to continue running, while emptying the grass bag or traveling over non-grassed areas. (20897 only)



#### CUTTERBLADE ACCELERATOR

Specifically designed to increase airflow, the result is improved grass collection. (20835/20899 only)



#### CAST ALUMINIUM DECK

The die-cast deck is lightweight and corrosion resistant. Precision casting also produces outstanding quality of cut for improved performance.

## FOR SUPERIOR GRASS COLLECTION, CHOOSE A SUPER BAGGER

The robust cast aluminium decks on Toro's Super Bagger mowers have a large rear discharge opening that allows more grass to flow into the bag. An innovative inter-lock switch eliminates the need for a rear flap, making it faster and easier to empty the grassbag on models 20897 & 20899.



MODEL	20835	20899	20897
	ADS	ADS	ADS, BBC
Cutting Width	48cm	53cm	53cm
Lawn Area	Medium	Medium/Large	Medium/Large
Engine	Toro OHV 159cc	Honda® GCV OHC 160cc	Honda® GCV OHC 160cc
Deck Type	Aluminium	Aluminium	Aluminium
Drive System	AutoMatic	AutoMatic	AutoMatic
Height of Cut	25–102mm 1-point	30–108mm 4-point	30–108mm 4-point
Weight	38kg	36kg	36kg
Price			



## PROSTRIPE™



### REAR ROLLER

Integrated split differential ribbed rear roller for easy turning and perfect finish. Rear roller gives a striped finish and ribbed profile provides added traction in damp conditions or rough terrain.



### 1-POINT HEIGHT OF CUT LEVER

Spring assisted single lever for quick and effortless height of cut adjustment.



### IMPROVED AIR FLOW

Integrated front fins ensure airflow from the deck to the bag, providing superior collection.

## FOR THOSE CLASSIC STRIPES, ADD A PROFESSIONAL FINISH

Get the look of a fairway for your lawn. Designed to provide the perfect cut and elegant striped finish to any lawn area, the Toro ProStripe 560 is the ideal choice for mowing formal lawns around pavilions, club houses and hotels. Sports and golf applications – or even residential lawns and gardens are no challenge for this high quality, versatile mower.



MODEL	02656
Cutting Width	FS
Lawn Area	56cm
Engine	Medium/Large
Deck Type	Briggs & Stratton® Series 850 OHV 190cc
Drive System	Aluminium
Height of Cut	Fixed Speed
Weight	13–60mm 1-point
Price	51kg





#### ALUMINIUM DECK

Aluminium deck with high-impact ABS polymer deck liner promotes superior air-flow and collection capabilities.



**DESIGNED FOR COMMERCIAL USE**

Models are powered by strong and reliable Kawasaki® or Honda® commercial engines.

**COMMERCIAL-GRADE WHEELS**

Zero-maintenance wheels utilize sealed bearings and steel pivot arms for long life.





#### EXTRA STRENGTH

Extend the life of your mowing deck with replaceable steel wear skirts to protect against impact. The 6mm thick die-cast aluminium deck is also designed to withstand the abuse of commercial mowing. (22293 only)



#### BLADE BRAKE CLUTCH (BBC)

This stops the blade but enables the engine to continue running, while emptying the grass bag or travelling over non-grassed areas. (22293 only)



#### LONG RANGE FUEL TANK

With a 3.8L long range fuel tank which saves time on re-fuelling. They also come with a replaceable oil filter. (22293 only)

## TOUGH MACHINES FOR TOUGH JOBS

With commercial grade engines and up to 6mm thick cast aluminium decks, Toro® Heavy Duty mowers are designed to withstand the demanding conditions of professional gardeners and landscapers.

Learn more at  
**ToroPROLINE.com**



MODEL	22186TE	22291	22293
	FS	FS	3 Speed, BBC
Cutting Width	53cm	53cm	53cm
Lawn Area	Medium/Large	Medium/Large	Medium/Large
Engine	Honda® FSV190 4-cycle GSV 190cc	Kawasaki® FJ180V 4-cycle 179cc	Kawasaki FJ180V 4-cycle 179cc
Deck Type	Aluminium	Aluminium	Aluminium
Drive System	Fixed Speed	Fixed Speed	Variable, 3-Speed
Height of Cut	25–114mm 4-point	25–114mm 4-point	25–114mm 4-point
Weight	39kg	60kg	62kg
Price			



**HEAVY-DUTY COMPONENTS**  
Deck skid skirts, tough sealed transmission and a strong one-piece handlebar are designed for the demands of commercial mowing.

**IMPACT PROTECTION**  
Steel Bullnose front bumper, brush guards and engine guard protect components from damage.

**COMMERCIAL-GRADE WHEELS**  
Tough co-polymer wheels feature precision ball bearings for long life.







#### DUAL-FORCE™ CUTTING SYSTEM

Chops clippings repeatedly into tiny bits and forces them back into the turf where they decompose quickly and provide nutrients and moisture to the soil.



#### BLADE BRAKE CLUTCH (BBC)

This stops the blade but enables the engine to continue running, while emptying the grassbag or travelling over non-grassed areas.



#### LONG RANGE FUEL TANK

The 3.8L long range fuel tank saves time on re-fuelling and comes with a replaceable oil filter.

## 40% TIME SAVING

The new TurfMaster covers more ground in less time, instantly decreasing mowing time. The 76cm wide deck means savings of up to 40% on mowing time compared to a 53cm mower. Compact and manoeuvrable the TurfMaster is surprisingly easy to handle, and takes up minimal transport and storage space. The precisely timed twin blade cutting system offers an excellent quality of cut – whether recycling, collecting or side discharging the clippings.



MODEL	22205TE
	FS, BBC
Cutting Width	76cm
Lawn Area	Large
Engine	Kawasaki® FJ180 Commercial 179cc
Deck Type	Steel
Drive System	Fixed Speed
Height of Cut	38–127mm 2-point
Weight	80kg
Price	





## PERFECT FOR STEEP SLOPES

Though suitable for all terrains, HoverPros excel in mowing tough, undulating ground and steep slopes, allowing these areas to be maintained safely and effectively, even up to 45° (except 02600 = 25°)

## GO ANYWHERE WITH HOVERPRO MOWERS, IDEAL FOR UNDULATING OR STEEP AREAS

The HoverPro range offers the ideal mowing solution for areas where wheeled mowers leave a poor finish or are simply unable to perform. The HoverPro's excellent hovering capability and absence of wheels minimises the risk of the mower dropping off the grass edge, (which could result in turf damage and crushed edges) - making these mowers an ideal choice for maintaining areas around flower beds.



MODEL	02600	02602	02604	02606
	HoverPro 400	HoverPro 450	HoverPro 500	HoverPro 550
Cutting Width	41cm	▶ 46cm	51cm	▶ 53cm
Lawn Area	Small	Medium	Medium/Large	Medium/Large
Engine	Honda® GXV57	Honda GCV-135 OHC	Honda GCV-160 OHC	Honda GCV-160 OHC
Cutter System	Nylon Line	Nylon Line	▶ Metal Bar Blade	Metal Bar Blade
Height of Cut	18-30mm	18-30mm	18-30mm	18-30mm
Slope Angles	25°	▶ 45°	45°	45°
Starter	Recoil	Recoil	Recoil	Recoil
Price				





#### **HI-RISE KIT**

Simply bolt to existing deck to increase height of cut by 35mm.  
(02600/02602 only)



#### **TRANSPORT WHEELS**

Makes machine easier to manoeuvre.  
(Not available for 02600)



#### **EXTENSION HANDLES**

Makes working on slopes even easier.  
(Not available for 02600)



**NEW!**

## TIMECUTTER TRACTOR

**SMART PARK™  
BRAKING SYSTEM**

**SUPER SMOOTH  
SPEED CONTROL**

**HEAVY-DUTY FRONT AXLES**  
Cast iron and steel front axles for  
years of dependable performance

**VERSATILITY**  
No weight kit is needed for baggers  
and other attachments.

**KEY CHOICE™**  
Remove the key to prevent others  
from mowing in reverse for added  
safety and peace of mind.





#### NEW TORO® V-TWIN ENGINE

Each premium Toro engine features a patent pending Max-Flo™ self-cleaning airbox filtration system, quick-drain oil hose, double barrel carburetor and are built to the Toro standard of quality for trusted reliability and dependability.



#### SMART PARK™ BRAKING SYSTEM

Toro's unique braking system automatically stops the mower deck and sets the parking brake when you get off the mower while keeping the engine running.



#### TILTING STEERING COLUMN

An adjustable column and intuitive steering wheel make the TimeCutter® easy to use and get on and off.

## THE NEW ZERO-TURN TRACTOR

Now you can have your tractor and your zero-turn too. Toro's new TimeCutter® SW mowers are the perfect blend of both. you get the controls and side hill stability of a tractor with the manoeuvrability and time savings of a zero-turn mower.

Learn more at  
**ToroNEW.com/TIMECUTTER**



MODEL	74670	74675	74680
	SW 3200 CE	SW 4200 CE	SW 5000 CE
Lawn Area	up to 5,000m <sup>2</sup>	▶ up to 7,000m <sup>2</sup>	▶ up to 10,000m <sup>2</sup>
Cutting Width	81cm	▶ 107cm	▶ 127cm
Engine	Toro 452cc Single	Toro 708cc Twin	Toro 708cc Twin
Deck Type	1-Blade Recycler, Side Discharge	▶ 2-Blade Recycler, Side Discharge	▶ 3-Blade Recycler, Side Discharge
Transmission System	Dual Hydrostatic	Dual Hydrostatic	Dual Hydrostatic
Height of Cut	38–114mm 1-point	38–114 1-point	38–114 1-point
Weight	207kg	226kg	267kg
Price			



**NEW!**

## TIMECUTTER ZS SERIES



### NEW SMART SPEED® - NOW 3 SPEEDS TO CHOOSE FROM

Operate at the right speed for optional performance by selecting different ground speed ranges without changing the blade or engine speeds. Mow and transport at high speed, bag and recycle at medium speed, and use low speed for controlled manoeuvring.

### FUN, EASY TO USE LEVERS

Two easy-to-use levers replace the hand and foot controls on a tractor.

### TORO RECYCLING SYSTEM

Patented Recycler® cutting system chops the clippings repeatedly into fine pieces. They then decompose quickly putting nutrients back into the soil.

## GO ANYWHERE WITH THE TIMECUTTER ZS ZERO-TURN MOWER

The new TimeCutter ZS series of Zero-Turn mowers are reliable, dependable, easy to use and best of all, fun to drive, so you can now spend more time enjoying your garden and less time mowing it. The Toro TimeCutter is so manoeuvrable, it can cut your mowing time in half. The steering levers are surprisingly easy to use; in no time you will be moving around obstacles in your garden with ease.



74656



MODEL	74650	74655	74656	74660
	ZS 3200S CE	ZS 4200S CE	ZS 4200T CE	ZS 5000 CE
Lawn Area	up to 5,000m <sup>2</sup>	▶ up to 7,000m <sup>2</sup>	up to 7,000m <sup>2</sup>	▶ up to 10,000m <sup>2</sup>
Cutting Width	81cm	▶ 107cm	107cm	▶ 127cm
Engine	Toro® 452cc Single	Toro® 452cc Single	Kawasaki® V-Twin 603cc-FR600-V	Kawasaki V-Twin 726cc FR691-V
Deck Type	1 Blade Recycler, Side Discharge	▶ 2 Blade Recycler, Side Discharge	2 Blade Recycler, Side Discharge	▶ 3 Blade Recycler, Side Discharge
Transmission System	Dual Hydrostatic	Dual Hydrostatic	Dual Hydrostatic	Dual Hydrostatic
Height of Cut	38–114mm 1-point	38–114mm 1-point	38–114mm 1-point	38–114mm 1-point
Weight	238kg	254kg	254kg	290kg
Price				



A man with a beard, wearing a light blue button-down shirt and blue jeans, is sitting on a red Toro TimeCutter riding lawn mower. He is holding the steering levers and looking down. The mower is on a green lawn, with a large, dense green hedge in the background. The sky is overcast. The mower has "CUTTER 2500T" and "TORO" written on it. There are three callout boxes with white lines pointing to specific features: the steering levers, the front of the mower, and the side of the mower.

### **AUTOMATIC PARKING BRAKE**

Automatically sets whenever the control levers are moved outward.

### **SMART SPEED®**

Three speed ranges to meet your needs – Trim, Tow, Mow – can be changed on the fly.

### **HEAVY-DUTY CONSTRUCTION**

10 gauge frame provides increased strength, durability and reliability.



Learn more at  
[ToroNEW.com/TIMECUTTER](https://ToroNEW.com/TIMECUTTER)



**NEW!**

## TITAN® ZX ZERO TURN

### EXTRA SAFETY

Folding Roll Over Protection Systems (ROPS) folds easily with the help of quick-release pins. It tucks under the frame for compact storage or when mowing under low obstacles on flat ground.

### COMMERCIAL TRANSMISSIONS

Commercial-grade hydrostatic transmissions combine consistent performance with easy maintenance.

**LARGE 22" DIAMETER TIRES**  
Help glide across your property in comfort.

**HEAVY DUTY FLOATING WELDED STEEL DECKS**  
Provide added durability.

**FULLY TUBULAR FRAME**  
Tough 1.5" x 3" fully tubular frame designed to withstand the rugged demands of maintaining several acres of property.

### ADDITIONAL FEATURES:

#### EASY CLEANING AND MAINTENANCE

with a flip-up floor pan

#### QUICK DECK REMOVAL

in under two minutes without tools

#### NO GREASING

with automotive-style sealed bearings on deck blade spindles

#### SIMPLE DECK WASHOUT

with dual ports that create a pressure washer beneath the deck





#### HEAVY DUTY CONSTRUCTION

Deck has 10 gauge steel plates welded together and capped by a bull-nose bumper protecting the leading edge of the deck. Heavy duty 5cm x 5cm fully tubular steel frame, for durability and performance.



#### 3-IN-1 CUTTING SYSTEM

Bag it, side-discharge it, recycle it - performance in any condition.



#### OPTIONAL TWIN BAGGER KIT

The Twin Bagger attachment's dual collectors make collecting and handling grass clippings easier.

## CUTTING-EDGE PERFORMANCE, BUILT FOR THE PROFESSIONAL

The new Titan® ZX series has professional features similar to those found on our commercial zero-turn mowers, to provide long lasting, superior performance. The heavy-duty tubular steel frame and the fabricated decks are designed to withstand the demands of professional mowing, while also providing the manoeuvrability of Zero-Turn technology with new 2015 improvements for added performance and durability.



74846

MODEL	74846	74848
	ZX 4800	ZX 5400
Lawn Area	up to 10,000 m <sup>2</sup>	10,000+ m <sup>2</sup>
Cutting Width	122cm	▶ 137cm
Engine	Kawasaki V-Twin 726cc FR651-V	Kawasaki V-Twin 726cc FR691-V
Deck Type	3-Blade, Recycler Side Discharge	3-Blade, Recycler Side Discharge
Transmission System	Dual Hydrostatic with charge pumps	Dual Hydrostatic with charge pumps
Height of Cut	38–114mm 1-point	38–114mm 1-point
Weight	329kg	334kg
Price		



## DH SERIES TRACTORS



### SPECIALLY DESIGNED DECK

Two blades counter-rotate to create a powerful airflow that directs grass clippings to the collector, improving collection performance.



### RECYCLE-ON-DEMAND

Simply use the foot operated pedal to swap from rear collect to time-saving recycling mode.



### WASHOUT PORT

Easily clean grass and debris from under the deck. Simply attach a garden hose and turn on the water supply.

## VERSATILITY FOR LARGER GARDENS

With a DH Series tractor you can choose between recycling and rear collection, depending on conditions. The counter rotating blades create a powerful airflow that easily collects grass clippings and autumn leaves. Also there's no need to get off the tractor to empty the large collector, it's easy to do from the seat. With a choice of decks and engine sizes there's sure to be an option to suit your requirements.



MODEL	74560	74585	74596
	DH140	DH210	DH220
Lawn Area	up to 4500m <sup>2</sup>	up to 5000m <sup>2</sup>	up to 5000m <sup>2</sup>
Cutting Width	92cm	▶ 102cm	102cm
Engine	Briggs & Stratton® 344cc	Briggs & Stratton 500cc	Briggs & Stratton 650cc
Deck Type	2-Blade Recycler	2-Blade Recycler	2-Blade Recycler
Transmission System	Hydrostatic	Hydrostatic	Hydrostatic
Height of Cut	30–80mm 1-point	30–98mm 1-point	30–98mm 1-point
Weight	232	246	256
Price			





#### EMPTY FROM SEAT


Easily empty grass scuttings from the operator's seat, by simply pulling a lever.



# WPM SPECIFICATIONS

MODELS	Electric		Recycler®					
	21136	21141	21131	21132	20950	20952	29639	29645
<b>PERFORMANCE</b>								
Lawn Area	Small	Small	Small	Small	Medium	Medium	Medium	Medium
Cutting Width (cm)	36	41	41	41	48	48	50	50
Engine/Motor	1400 Watt	1500 Watt	Briggs & Stratton® Series 575 Quantum 140cc	Briggs & Stratton Series 575 Quantum 140cc	Toro OHV 159cc	Toro OHV 159cc w/ alternator	Toro OHV 159cc	Briggs & Stratton Series 550 Quantum 140cc
Drive System	Push	Push	Push	Fixed Speed	AutoMatic Drive	AutoMatic Drive	Fixed Speed	AutoMatic Drive
Height of Cut (mm)	1-point, 13–60	1-point, 13–65	1-point, 13–65	1-point, 13–65	2-point, 21–98	2-point, 21–98	4-point, 25–102	4-point, 25–102
Grassbag Capacity (L)	38	55	55	55	60	60	60	60
Fuel Tank Capacity (L)	-	-	1.0	1.0	1.0	1.0	1.0	1.0
Deck Material	Polymer	Aluminium/ Polymer	Aluminium / Polymer	Aluminium / Polymer	Steel	Steel	Steel	Steel
Weight (kg)	19	29	29	30	34	38.5	34	34
Dimensions 1 (collapsed, mm)	380 x 735 x 396	445 x 845 x 445	445 x 845 x 445	445 x 845 x 445	428 x 1050 x 512	428 x 1050 x 512	425 x 870 x 540	425 x 870 x 540
Dimensions 2 (assembled, mm)	1055 x 1315 x 396	1050 x 1380 x 445	1050 x 1380 x 445	1050 x 1380 x 445	1014 x 1490 x 512	1014 x 1490 x 512	953 x 1461 x 540	953 x 1461 x 540
Warranty - Home Owner*	2 Year Full Coverage* 2 Year Full Coverage*	2 Year Full Coverage*	2 Year Full Coverage*	2 Year Full Coverage*	2 Year Full Coverage* 2 Year Full - GTS**	2 Year Full Coverage* 2 Year Full - GTS**	2 Year Full Coverage* 2 Year Full - GTS**	2 Year Full Coverage* 2 Year Full - GTS**
Warranty - Commercial*	45 days	45 days	45 days	45 days	45 days	45 days	45 days	45 days
<b>USER-FRIENDLY FEATURES</b>								
Recycling	×	×	×	×	×	×	×	×
Super Recycling	-	-	-	-	-	-	-	-
Recycling-On-Demand	-	-	-	-	×	×	-	-
Recoil Start	-	-	×	×	×	×	×	×
Electric Start	×	×	-	-	-	×	-	-
Blade Brake Clutch (BBC)	-	-	-	-	-	-	-	-
AutoMatic Drive System	-	-	-	-	×	×	-	×
Variable Speed/3-speed	-	-	-	-	-	-	-	-
Fixed Speed	-	-	-	-	-	-	×	-
Side Discharge	-	-	-	-	-	-	◇	×
Blade Accelerator	-	-	-	-	-	-	-	-
Deck Kickers	-	-	-	-	×	×	-	-
Rear Discharge	×	×	×	×	×	×	◇	×
Grass/leaf Collection	×	×	×	×	×	×	×	×
Folding Handlebar	×	×	×	×	×	×	×	×
Quick Storage Handlebar	-	-	-	-	-	-	-	-
Height Adjustable Handlebar	-	-	-	-	×	×	-	-
Handle Cable Guards	-	-	-	-	-	-	-	-
Anti Scalp cup	-	-	-	-	-	-	-	-
Wheel Bearings	-	-	× Front only	× Front only	-	-	-	-
Wash-out Port	-	-	-	-	-	-	-	-
Dual Blades	-	-	-	-	-	-	-	-
Traction Assist	-	-	-	-	-	-	-	-
Vertical Stow	-	-	-	-	-	-	-	-
Operator Presence Control	×	×	×	×	×	×	×	×





## MOWER DIMENSIONS

Dimensions 1 = Height 1 x Length 1 x Width  
Dimensions 2 = Height 2 x Length 2 x Width

29730	NEW!	29732	NEW!	29734	NEW!	20996	20999	20954	20955	20956	20958
-------	------	-------	------	-------	------	-------	-------	-------	-------	-------	-------

## PERFORMANCE

Medium	Medium	Medium	Large	Large	Large	Large	Large	Large
53	53	53	53	53	55	55	55	55
Briggs & Stratton Series 675 Quantum 190cc	Briggs & Stratton Series 675 Quantum 190cc	Briggs & Stratton Series 675 Quantum 190cc	Briggs & Stratton Series 675 Quantum 190cc	Honda® GCV OHC 160cc	Briggs & Stratton® Series 675 Quantum 190cc	Briggs & Stratton Series 675 Quantum 190cc	Briggs & Stratton Series 675 Quantum 190cc	Briggs & Stratton Series 675 Quantum 190cc
Push	Variable Speed	Variable Speed	Fixed Speed	AutoMatic Drive	Variable Speed	AutoMatic Drive	AutoMatic Drive	AutoMatic Drive
2-point, 32-95	2-point, 32-95	2-point, 32-95	4-point, 25-114	4-point, 25-114	4-point, 25-114	4-point, 25-102	4-point, 25-102	4-point, 25-102
70	70	70	65	65	74	74	74	74
0.95	0.95	0.95	0.9	1.1	0.9	0.9	0.9	0.9
Steel	Steel	Steel	Steel	Steel	Steel	Steel	Steel	Steel
28	30	34	38	36	37	37	40	41
432 x 965 x 581	432 x 965 x 581	432 x 965 x 581	432 x 965 x 514	432 x 965 x 581	406 x 1029 x 597	406 x 1029 x 597	406 x 1029 x 597	406 x 1029 x 597
1111 x 1549 x 581	1111 x 1549 x 581	1111 x 1549 x 581	1111 x 1549 x 581	1111 x 1549 x 581	1003 x 1499 x 597	1003 x 1499 x 597	1003 x 1499 x 597	1003 x 1499 x 597
2 Year Full Coverage*	2 Year Full Coverage*	2 Year Full Coverage*	2 Year Full Coverage* 2 Year Full - GTS**	2 Year Full Coverage* 2 Year Full - GTS**	2 Year Full Coverage* 2 Year Full - GTS**	2 Year Full Coverage* 2 Year Full - GTS**	2 Year Full Coverage* 2 Year Full - GTS**	2 Year Full Coverage* 2 Year Full - GTS**
45 days	45 days	45 days	45 days	45 days	45 days	45 days	45 days	45 days





























## USER-FRIENDLY FEATURES

x	x	x	x	x	x	x	x	x
-	-	-	-	-	-	-	-	-
-	-	-	-	-	-	x	x	x
x	x	x	x	x	x	x	x	x
-	-	x	-	-	-	-	x	-
-	-	-	-	-	-	-	-	x
-	-	-	-	x	-	x	x	x
-	x	x	-	-	x	-	-	-
-	-	-	x	-	-	-	-	-
◇	◇	◇	x	x	x	x	x	x
-	-	-	-	-	-	x	x	-
-	-	-	-	-	one	one	one	one
-	-	-	-	-	-	-	-	-
x	x	x	x	x	x	x	x	x
x	x	x	x	x	-	-	-	-
-	-	-	x	x	-	-	x	-
x	x	x	x	x	-	-	-	-
-	-	-	-	-	-	-	-	-
-	-	-	-	-	-	-	-	-
-	-	-	-	-	x	x	x	x
-	-	-	-	-	-	-	-	-
-	-	-	-	-	-	◇	◇	◇
-	-	-	-	-	-	-	-	-
x	x	x	x	x	x	x	x	x

◇ = Optional | ▶ = Step-up Feature



# WPM SPECIFICATIONS

MODELS	Smart Stow	AWD	TimeMaster™		Super Recycler		
	20959 	20960 	20975	20977	20836	20837	20792
<b>PERFORMANCE</b>							
Lawn Area	Large	Large	Extra Large	Extra Large	Medium	Medium	Medium / Large
Cutting Width (cm)	55cm	55cm	 76	76	48	48	 53
Engine/Motor	Briggs & Stratton® Series 675 Quantum 190cc	Briggs & Stratton Series 675 Quantum 190cc	Briggs & Stratton Series 875 Quantum 190cc	Briggs & Stratton Series 875 Quantum 190cc	Toro® OHV 159cc	Honda GCV OHC 160cc	Briggs & Stratton Series 675 Quantum 190cc
Drive System	Variable Speed	 AutoMatic Drive	AutoMatic Drive	AutoMatic Drive	AutoMatic Drive	AutoMatic Drive	AutoMatic Drive
Height of Cut (mm)	4-point, 25-102	4-point, 25-102	2-point, 32-108	2-point, 32-108	1-point, 25-102	1-point, 25-102	4 point, 32-108
Grassbag Capacity (L)	74	74	 88	88	60	60	 65
Fuel Tank Capacity (L)	0.9	0.9	 1.1	1.1	1.1	1.1	0.9
Deck Material	Steel	Steel	Steel	Steel	Aluminium	Aluminium	Aluminium
Weight (kg)	38	58	62	64	38	37	38
Dimensions 1 (collapsed, mm)	445 x 990 x 602	406 x 1029 x 597	533 x 1041 x 813	533 x 1041 x 813	432 x 965 x 597	432 x 965 x 597	406 x 1321 x 581
Dimensions 2 (assembled, mm)	1003 x 1524 x 602	1003 x 1499 x 597	1067 x 1651 x 813	1067 x 1651 x 813	1029 x 1638 x 597	1029 x 1638 x 597	1016 x 1638 x 581
Warranty - Home Owner*	2 Year Full Coverage* 2 Year - GTS**	2 Year Full Coverage* 2 Year - GTS**	3 Year Full Coverage* 3 Year - GTS**	3 Year Full Coverage* 3 Year - GTS**	5 Year Full Coverage* 2 Year - GTS**	5 Year Full Coverage* 2 Year - GTS**	5 Year Full Coverage* 2 Year - GTS**
Warranty - Commercial*	45 days	45 days	45 days	45 days	45 days	45 days	45 days
<b>USER-FRIENDLY FEATURES</b>							
Recycling	×	×	×	×	—	—	—
Super Recycling	—	—	—	—	 ×	×	×
Recycling-On-Demand	—	 ×	—	—	 ×	×	—
Recoil Start	×	×	×	×	×	×	×
Electric Start	—	—	—	 ×	—	—	—
Blade Brake Clutch (BBC)	—	—	 ×	×	—	—	—
AutoMatic Drive System	—	 ×	×	×	×	×	×
Variable Speed/3-speed	×	—	—	—	—	—	—
Fixed Speed	—	—	—	—	—	—	—
Side Discharge	×	×	×	×	—	—	 ×
Blade Accelerator	 ×	×	—	—	 ×	×	×
Deck Kickers	one	one	—	—	 ×	×	×
Rear Discharge	—	—	—	—	 ×	×	×
Grass/leaf Collection	×	×	×	×	×	×	×
Folding Handlebar	 ×	×	×	×	×	×	×
Quick Storage Handlebar	 ×	—	 ×	×	×	×	×
Height Adjustable Handlebar	 ×	—	 ×	×	×	×	×
Handle Cable Guards	—	—	—	—	—	—	—
Anti Scalp cup	—	—	—	—	—	—	—
Wheel Bearings	—	—	 ×	×	×	×	—
Wash-out Port	×	×	×	×	×	×	×
Dual Blades	—	—	 ×	×	—	—	—
Traction Assist	—	 ×	×	×	×	×	—
Vertical Stow	 ×	—	—	—	—	—	—
Operator Presence Control	×	×	×	×	×	×	×



	Super Bagger			ProStripe	Heavy-Duty			TurfMaster™
20797	20835	20899	20897	02656	22186TE	22291	22293	22205TE

#### PERFORMANCE

Medium / Large	Medium	Medium / Large	Medium / Large	Medium / Large	Medium / Large	Medium / Large	Medium / Large	Large
53	48	53	53	56	53	53	53	76
Briggs & Stratton Series 675 Quantum 190cc	Toro OHV 159 cc	Honda GCV OHC 160cc	Honda GCV OHV 160cc	Briggs & Stratton Series 850 OHV 190cc	Honda GSV190 4-cycle 190cc	Kawasaki® FJ180V 4-cycle 179cc	Kawasaki® FJ180V 4-cycle 179cc	Kawasaki® FJ180V Commercial 179cc
AutoMatic Drive	AutoMatic Drive	AutoMatic Drive	AutoMatic Drive	Fixed Speed	Fixed speed	Fixed speed	Variable, 3-speed	Fixed Speed
4 point, 32-108	1-point, 25-102	4-point, 30-108	4-point, 30-108	1-point, 13-60	4-point, 25-114	4-point, 25-114	4-point, 25-114	2-point, 38-127
65	60	65	65	70	65	77	77	88
0.9	1.1	1.1	1.1	1.1	1.0	1.8	3.8	3.8
Aluminium	Aluminium	Aluminium	Aluminium	Aluminium	Aluminium	Aluminium	Aluminium	Steel
42	38	36	36	51	39	60	62	80
406 x 1321 x 581	432 x 965 x 514	432 x 965 x 514	432 x 965 x 581	510 x 1100 x 595	457 x 1295 x 572	419 x 1245 x 565	470 x 1245 x 565	597 x 1207 x 813
1016 x 1638 x 581	1029 x 1638 x 514	1111 x 1549 x 581	1111 x 1549 x 581	1073 x 1590 x 595	838 x 1549 x 572	914 x 1537 x 565	914 x 1537 x 565	895 x 1727 x 813
5 Year Full Coverage* 2 Year - GTS**	5 Year Full Coverage* 2 Year - GTS**	5 Year Full Coverage* 2 Year - GTS**	5 Year Full Coverage* 2 Year - GTS**	3 Year Full Coverage* 2 Year - GTS**	2 Year	2 Year	2 Year	2 Year
45 days	45 days	45 days	45 days	45 days	1 Year	1 Year	1 Year	1 Year

#### USER-FRIENDLY FEATURES

—	—	×	×	Stripes	×	—	—	×
×	—	—	—	—	—	×	×	—
—	—	—	—	—	—	—	—	—
×	×	×	×	×	×	×	×	×
×	—	—	—	—	—	—	—	—
—	—	—	×	—	—	—	×	×
×	×	×	×	—	—	—	—	—
—	—	—	—	—	—	—	×	—
—	—	—	—	×	×	×	—	×
×	—	×	×	—	×	—	—	×
×	×	×	—	—	—	—	—	—
×	—	—	—	—	—	—	—	—
×	×	—	—	—	—	—	—	—
×	×	×	×	×	×	×	×	×
×	×	×	×	×	—	—	—	—
×	×	×	×	—	×	×	×	×
—	—	—	—	—	—	×	×	—
—	—	—	—	—	—	×	×	—
—	×	—	—	×	×	×	×	×
×	×	—	—	—	—	—	—	—
—	—	—	—	—	—	—	—	×
—	×	—	—	Rear-Roller	—	—	—	—
—	—	—	—	—	—	—	—	—
×	×	×	×	×	×	×	×	×

◇ = Optional | ▸ = Step-up Feature



## RIDING PRODUCT SPECIFICATIONS

MODELS	DH Series Tractors		
	74560	74585	74596
PERFORMANCE	DH140	DH210	DH220
Lawn Area	Up to 4500m <sup>2</sup>	Up to 5000m <sup>2</sup>	Up to 5000m <sup>2</sup>
Cutting Width (cm)	92	102	102
Engine/Motor	Briggs & Stratton® 344cc	Briggs & Stratton® 500cc	Briggs & Stratton® 650cc
Transmission System	Hydrostatic	Hydrostatic	Hydrostatic
Height of Cut (mm)	30-80mm 1-point	30-98mm 1-point	30-98mm 1-point
Grassbag Capacity (L)	250	300	300
Fuel Tank Capacity (L)	8	8	8
Deck Type	2-blade, Recycler	2-blade, Recycler	2-blade, Recycler
Weight (kg)	232	246	256
Dimensions 2 (assembled, mm)	104 x 95 x 232	119 x 110 x 260	119 x 110 x 260
Tyres	33 x 13 - 6, 4-ply (Front) 46 x 22 - 8, 4-ply (Rear)	41 x 17 - 6, 50, 4-ply with Precision Ball Bearings (Front) 51 x 25 - 8, 4-ply with Flange Hub Mounting (Rear)	41 x 17 - 6, 50, 4-ply with Precision Ball Bearings (Front) 51 x 25 - 8, 4-ply with Flange Hub Mounting (Rear)
Warranty - Home Owner*	2 Year Limited	2 Year Limited	2 Year Limited
Warranty - Commercial*	90 Days	90 Days	90 Days

### USER-FRIENDLY FEATURES

Recycling Cutting System	×	×	×
Recycle-on-Demand	—	×	×
Side Discharge	—	—	—
Offset Cutterdeck	—	×	×
Anti-Scalp Rollers	—	×	×
Grass/Leaf Collection	×	×	×
Empty Grassbag from Seat	×	×	×
KeyChoice	×	×	×
Audible Bag Full Indicator	×	×	×
Wash-out Port	—	×	×
Dual Headlights	—	×	×
Seat - Back Height	290mm	290mm	350mm
Hour Meter	—	◇	×
Kit - Twin Bagger	—	—	—
Kit - Bumper	×	×	×
Kit - Hitch	×	◇	◇



MODELS	All-New TimeCutters <span>NEW!</span>							All-New Titans <span>NEW!</span>	
	74650	74655	74656	74660	74670	74675	74680	74846	74848
PERFORMANCE	ZS 3200S CE	ZS 4200S CE	ZS 4200T CE	ZS 5000 CE	SW 3200 CE	SW 4200 CE	SW 5000 CE	ZX 4800	ZX 5400
Lawn Area	up to 5000m <sup>2</sup>	up to 7000m <sup>2</sup>	up to 7000m <sup>2</sup>	up to 10,000m <sup>2</sup>	up to 5000m <sup>2</sup>	up to 7000m <sup>2</sup>	up to 10,000m <sup>2</sup>	up to 10,000m <sup>2</sup>	up to 10,000+m <sup>2</sup>
Cutting Width (cm)	81cm	107cm	107cm	127cm	81cm	107cm	127cm	122cm	137cm
Engine/Motor	Toro 452cc Single	Toro 452cc Single	Kawasaki V- Twin 603cc FR600-V	Kawasaki V-Twin 726cc FR691-V	Toro 452cc Single	Toro 708cc Twin	Toro 708cc Twin	Kawaksaki V-Twin 726cc FR651 - V	Kawasaki V-Twin 726cc FR691 - V
Transmission System	Dual Hydrostatic	Dual Hydrostatic	Dual Hydrostatic	Dual Hydrostatic	Dual Hydrostatic	Dual Hydrostatic	Dual Hydrostatic	Dual Hydrostatic with charge pumps	Dual Hydrostatic with charge pumps
Height of Cut (mm)	1-point, 38-114mm	1-point, 38-114mm	1-point, 38-114mm	1-point, 38-114mm	1-point, 38-114mm	1-point, 38-114mm	1-point, 38-114mm	1-point, 38-114mm	1-point, 38-114mm
Grassbag Capacity (L)	227	227	227	227	227	227	227	227	227
Fuel Tank Capacity (L)	11.3	11.3	11.3	11.3	11.3	11.3	11.3	19.5	19.5
Deck Type	1-Blade Recycler, Side Discharge	2-Blade Recycler, Side Discharge	2-Blade Recycler, Side Discharge	3-Blade Recycler, Side Discharge	1-Blade Recycler, Side Discharge	2-Blade Recycler, Side Discharge	3-Blade Recycler, Side Discharge	3-Blade Recycler	3-Blade Recycler
Weight (kg)	238	254	254	290	207	226	267	329	334
Dimensions 2 (assembled, mm)	947 - 994 - 1824	1054 - 1367 - 1824	1054 - 1367 - 1824	1054 - 1600 - 1852	1153 - 919 - 2004	1153 - 1143 - 2004	1153 - 1356 - 2004	1877 - 1567 - 2062	1877 - 1730 - 2062
Tyres	28cm x 10cm Ribbed (Front) 46cm x 15cm - 20cm (Rear)	28cm x 10cm Ribbed (Front) 46cm x 19cm - 20cm (Rear)	28cm x 10cm Ribbed (Front) 46cm x 19cm - 20cm (Rear)	33cm x 13cm Ribbed (Front) 46cm x 24cm - 20cm (Rear)	28cm x 10cm Ribbed (Front) 46cm x 15cm - 20cm (Rear)	33cm x 13cm Ribbed (Front) 46cm x 19cm - 20cm (Rear)	33cm x 13cm Ribbed (Front) 46cm x 24cm - 20cm (Rear)	33cm x 13cm Smooth (Front) 56cm x 25cm - 25cm (Rear)	33cm x 25cm Smooth (Front) 56cm x 25cm - 25cm (Rear)
Warranty - Home Owner*	3 Year Limited	3 Year Limited	3 Year Limited	3 Year Limited	3 Year Limited	3 Year Limited	3 Year Limited	3 Year Limited or 240 hrs	3 Year Limited or 240 hrs
Warranty - Commercial*	90 Days	90 Days	90 Days	90 Days	90 Days	90 Days	90 Days	3 Year, Limited or 240 hrs	3 Year, Limited or 240 hrs

#### USER-FRIENDLY FEATURES

Recycling Cutting System	×	×	×	×	×	×	×	×	×
Side Discharge	×	×	×	×	×	×	×	×	×
Offset Cutterdeck	×	×	×	×	×	×	×	×	×
Anti-Scalp Rollers	—	×	×	×	—	×	×	×	×
Grass/Leaf Collection	◇	◇	◇	◇	◇	◇	◇	◇	◇
Smart Speed	×	×	×	×	—	—	—	—	—
Smart Park	—	—	—	—	×	×	×	—	—
Deck Lift Pedal	◇	◇	◇	◇	◇	◇	◇	×	×
Wash-out Port	×	×	×	×	×	×	×	×	×
Dual Headlights	—	—	—	—	—	—	—	◇	◇
Seat - Back Height (cm)	38	38	46	46	38	38	46	46	46
Seat - Adjustable Slide	—	—	—	—	—	—	—	×	×
Hour Meter	◇	◇	◇	◇	◇	◇	◇	×	×
Anti-Vibration Mat	◇	◇	◇	◇	◇	◇	◇	—	—
Engine Guard	×	×	×	×	×	×	×	×	×
Cup Holder/Storage Compartment	×	×	×	×	×	×	×	×	×
Tow-Hitch	×	×	×	×	×	×	×	×	×
Kit-Twin Bagger	—	—	—	—	—	—	—	◇	◇





TORO® GENUINE PARTS & ACCESSORIES



### EXPERIENCE THE TORO DIFFERENCE... ONLY AT YOUR LOCAL TORO DEALER

When you buy a Toro, you get the total Toro treatment. Your Toro dealer knows how to treat you right. They roll out the red carpet every day to provide you with exceptional customer service, competitive pricing, special financing options and more. Visit your independent dealer for products that cover your needs year-round, or go to [toro.com](http://toro.com)

## ESSENTIAL TORO PARTS

Protect the reliability and productivity of your equipment with parts designed specifically for your Toro products. Made from premium

materials and engineered to enhance the safety and performance of your Toro equipment, every part we ship comes with a one-year full warranty.



Our responsive Toro dealers have the skills, training and commitment to keep your equipment performing at its best. Leveraging their extensive inventory and Toro's industry-leading 98% fill rate on parts, your Toro dealer leads the industry in parts support.





### GENUINE TORO BLADES

Keeping your mower blade sharp will give you the best quality of cut, and Toro has the right blade for every application and for virtually every turf condition. Using sharp, genuine Toro mower blades will help produce a crisp, quality cut and contribute to the ongoing vitality of your garden – everytime you mow.

PART #	DESCRIPTION	CATEGORY
108-3762-03	Recycling Blade	53cm Super Recycler
108-9764-03	Atomic® Blade	55cm Recycler (AWD & RWD)
112-8841-03	Standard Blade	50cm Recycler
120-9500-03	Standard Blade	TimeMaster
20120P	Blade Kit (includes 2 blades)	TimeMaster



### TORO OIL & PREMIUM FUEL TREATMENT

To maximize the performance of your Toro product, we highly recommend using Toro oil, which has been specifically formulated for best results.

PART#	DESCRIPTION
38901	Toro 2-Cycle Oil (2.6 oz bottle)
38902	Toro 2-Cycle Oil w/Stabilizer (5.2 oz bottle)
38916	Toro Summer Oil SAE 30 (20 oz bottle)
117-0066	Toro Full Synthetic Oil (32 oz bottle)
117-0089	Toro Premium Fuel Treatment (4 oz bottle)
117-0090	Toro Premium Fuel Treatment (16 oz bottle)



### BAG KITS AND REPLACEMENT BAGS

Delivering a clean sweep and beautiful after-cut appearance, Toro walk behind mower bags and replacement bags provide a fresh, clean looking garden..

PART#	DESCRIPTION	CATEGORY
115-4664	Replacement Bag	55cm Recycler AWD
115-4673	Replacement Bag	55cm Recycler RWD
121-5770	Replacement Bag	76cm TimeMaster
114-2664	Replacement Bag	53cm Super Recycler
114-2679-03	Bag Frame only	55cm Recycler RWD
114-2639-03	Bag Frame only	55cm Recycler AWD
121-2333-03	Bag Frame only	53cm Super Recycler
121-5766-03	Bag Frame only	76cm TimeMaster
59307	Replacement Bag and Frame Assembly	55cm Recycler AWD
59312	Replacement Bag and Frame Assembly	55cm Recycler RWD



### REPLACEMENT WHEELS

Replace your worn or damaged wheels with new, genuine Toro wheels.

PART#	DESCRIPTION	CATEGORY
107-3708	20cm Wheel ASM (Front)	53cm Super Recycler
107-3709	20cm Wheel Gear ASM (Rear)	53cm Super Recycler
115-2894	20cm Wheel ASM (Front)	55cm Recycler RWD
115-2894	20cm Wheel ASM (Rear)	55cm Recycler AWD Low Wheel
115-4695	20cm Wheel Gear ASM (Rear)	55cm Recycler RWD
117-5995	20cm Wheel and Tire ASM (Rear)	50cm Recycler
119-0311	20cm Wheel ASM (Front)	55cm Recycler AWD
119-0313	28cm Wheel ASM (Rear)	55cm Recycler AWD High Wheel
119-3777	18cm Wheel and Tire ASM (Front)	50cm Recycler
125-2509	25cm Wheel Gear ASM (Rear)	76cm TimeMaster
125-2510	20cm Wheel ASM (Front)	76cm TimeMaster





**Toro is always there to help you care for your landscapes the way you want,  
when you want, better than anyone else.**

*To see this catalog online visit [toro.com](http://toro.com)*



**Count on it.**



#### **toro.com**

Worldwide Headquarters  
The Toro Company  
8111 Lyndale Ave. So.  
Bloomington, MN 55420 U.S.A.  
Phone: (1) 952 888 8801  
Fax: (1) 952 887 8258

Printed in U.S.A.  
©2014 The Toro Company.  
All Rights Reserved.

**GB 200-XXXX**

Products depicted in this literature are for demonstration purposes only. Actual products offered for sale may vary in use, design, required attachments and safety features. We reserve the right to improve our products and make changes in specifications, design and standard equipment without notice and without incurring obligation. See your dealer for details on all our warranties.



[facebook.com/toro.yard](https://facebook.com/toro.yard)  
[twitter.com/TheToroCompany](https://twitter.com/TheToroCompany)  
[youtube.com/ToroCompanyEurope](https://youtube.com/ToroCompanyEurope)

[Distributor / Dealer  
imprint area]